

VeinSight 400 Vein Finder 血管显像仪

VeinSight-400 Vein Finder

VeinSight™ VS400 can digitally displays a map of the vasculature on the surface of the skin in real time, aiding healthcare professionals to verify vein patency and avoid valves or bifurcations. VeinSight™ vein finder can help increasing first vein puncture attempt successful rate, increasing vein finding and puncture efficiency, increasing patients' satisfaction and decrease medical disputes. VeinSight™ vein finder is widely used in the following departments: pediatric, emergency, oncology, geriatric, radiology, laboratory, vascular surgery, plastic surgery, etc.




Excellent Charging Solution

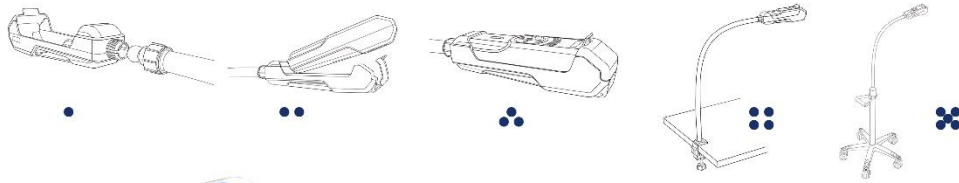
The in-line fast-charge solution allows the instrument to charge faster, safer and more reliable.



Clinical Effect

Vein Finder adopts the latest vascular two-dimensional imaging technology and the unique digital image processing system, it can accurately obtain the real-time two-dimensional image data of superficial veins. By using the advanced micro projection technology, it can project dynamic image of veins on the surface of human skin precisely and clearly.





Size : There are three projection sizes to choose-full size, 2/3 size and 1/2 size, and the default size is full size.

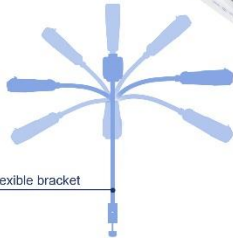
Brightness : Short press Mode key (about 0.5 seconds) can achieve different brightness switching. There are 3 degrees of brightness.

Power: Press Power button for about 0.5 seconds, until the instrument emits two "beep" sounds, then the VS400 will start.
Off: Press Power button more than 2 seconds, until the instrument issued two "beep" sounds, the Power button indicator lights off, the instrument shut down.

Color Mode : There are five projection colors to choose, and the default color is cyan.

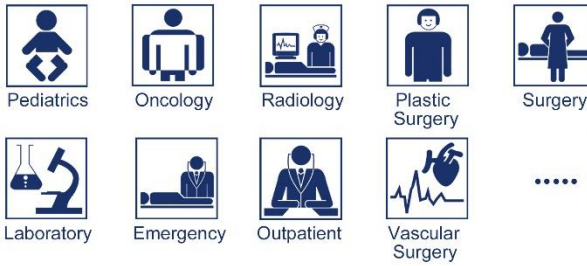
Universal Mode : Long press (about 3 seconds) can achieve switching mode between universal mode and fine detail mode.

Main Switch: Switch to "OFF", the device is blackout. Press Power button, the device cannot boot. Switch to "ON", press Power button, the device boot and can achieve functions when you press the appropriate buttons.



Multi-angle flexible bracket

Fixed pedestal





BLZ Technology (Wuhan) Co., Ltd. 博联众科（武汉）科技有限公司

VeinSight™ vein finder adopts the latest vein visualization technology and the unique digital image processing system, it can accurately obtain the real-time two-dimensional image data of veins, which can aid healthcare professionals in finding a good vein for venipuncture and highly increase the patients' satisfaction.

VeinSight™ Vein finder is particularly suitable for patients with difficult venous access (DVA) which include The children, the elderly, dark-skinned patients, burn victims, patients having many diagnostic or therapeutic intravenous procedures, oncology patients on chemotherapy and etc. For those who the medical workers have difficulties to locate the vein on, vein visualization breakthrough technology can help them to locate the veins beneath the skin's surface.

VeinSight™ 系列血管显像仪，是用于帮助合格医疗专业人员获得人体浅表静脉血管信息的医疗影像设备。结合常规的医学判断，以及基于视觉和触觉的静脉定位方法，VeinSight™ 系列血管显像仪可作为对医疗处置培训和经验欠缺医护人员的有效补充，可大大提高医护人员处置的效率和准确率，如静脉穿刺等。该血管成像系统可精确实现人体浅表静脉血管的实时造影，协助医护人员获得静脉血管位置信息、观察静脉血管分支等。